

by: Jaime Herrera S.
Human Resource Development Coordinator,
BDT/ITU



Quality Progress
: American Society for Quality Control

1985

"

"

"

.

"

.

.

.

"

"

:

.

:

-

:

-

:

-

:

-

:

-

!



“ ”

:

-

-

:

: 1

: 2

: 3

() : 4

() : 5

: 6

: 7

(Ishikawa Diagram) -

(Control Sheet) -

(Control Graph) -

(Flow Chart) -

(Histogram) -

(Pareto Graph) -

(Dispersion Diagram) -

" "

Total Quality

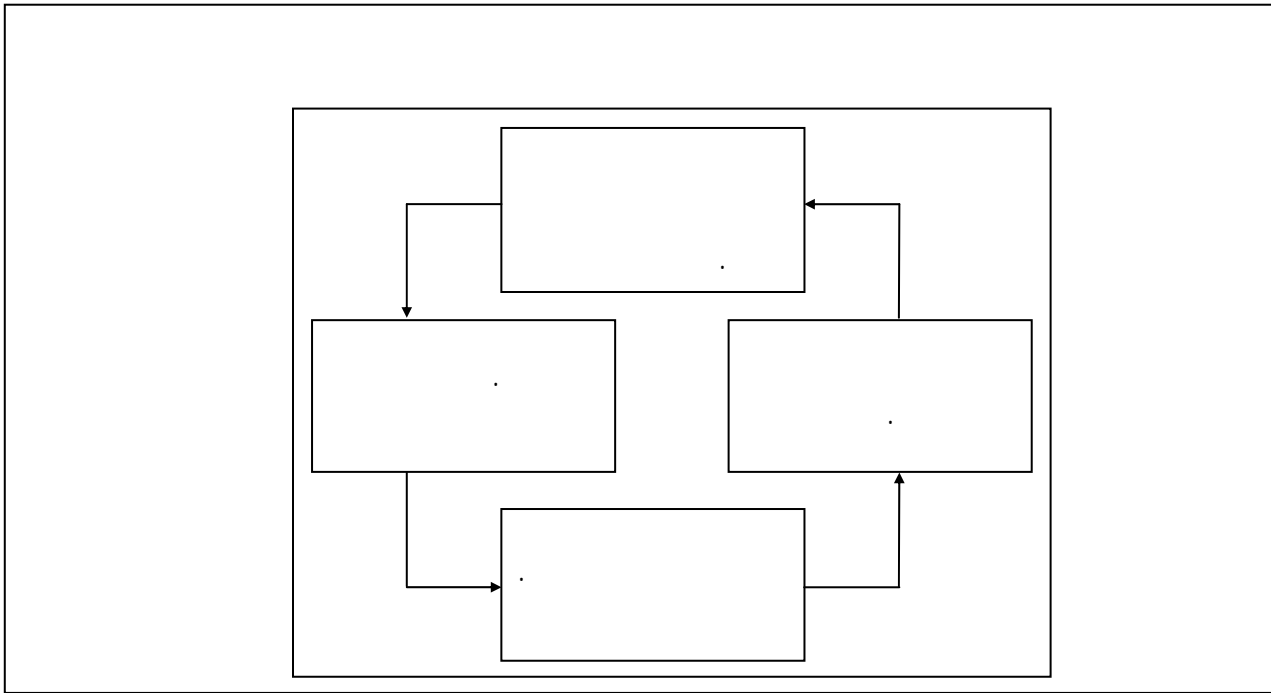
:(Deming Process) -

:(Brainstorming Process) -


:(Nominal Group Technique) -

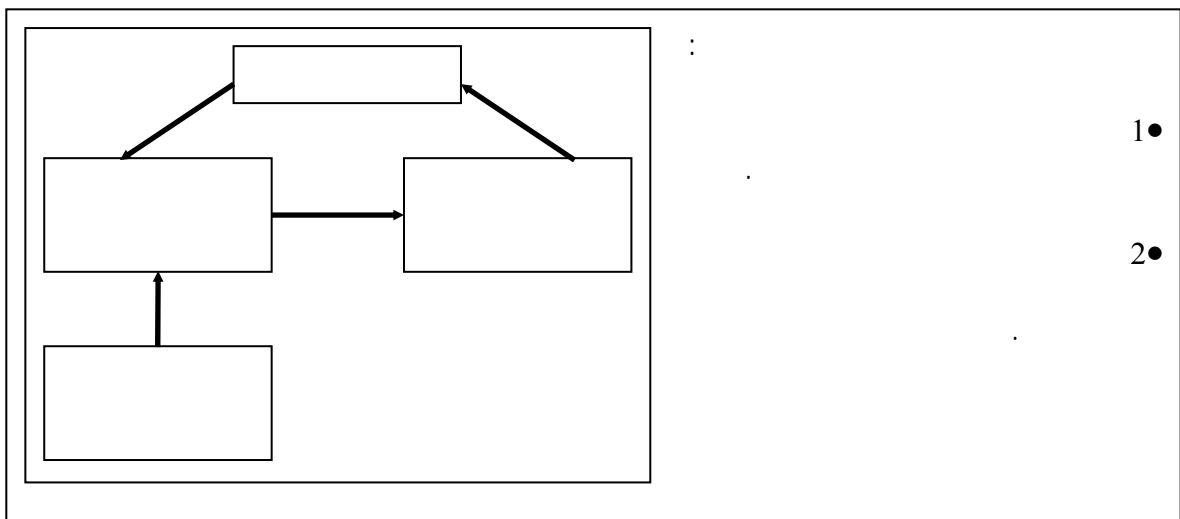
9000
(ISO)

.9000



()





)

(

1987(E) :9000

: 9000

(

(

Quality Policy : -

:

Quality Management : -

:

-1

-2

Quality System : -

:

-1

-2

Quality Control : -

:

-1

-2

Quality Assurance : -

:

-1


-2

-3

-1

2

-3



%90

:

:

"

"

-

©

-

/